

National Park Service



EXPERIENCE
YOUR
AMERICA

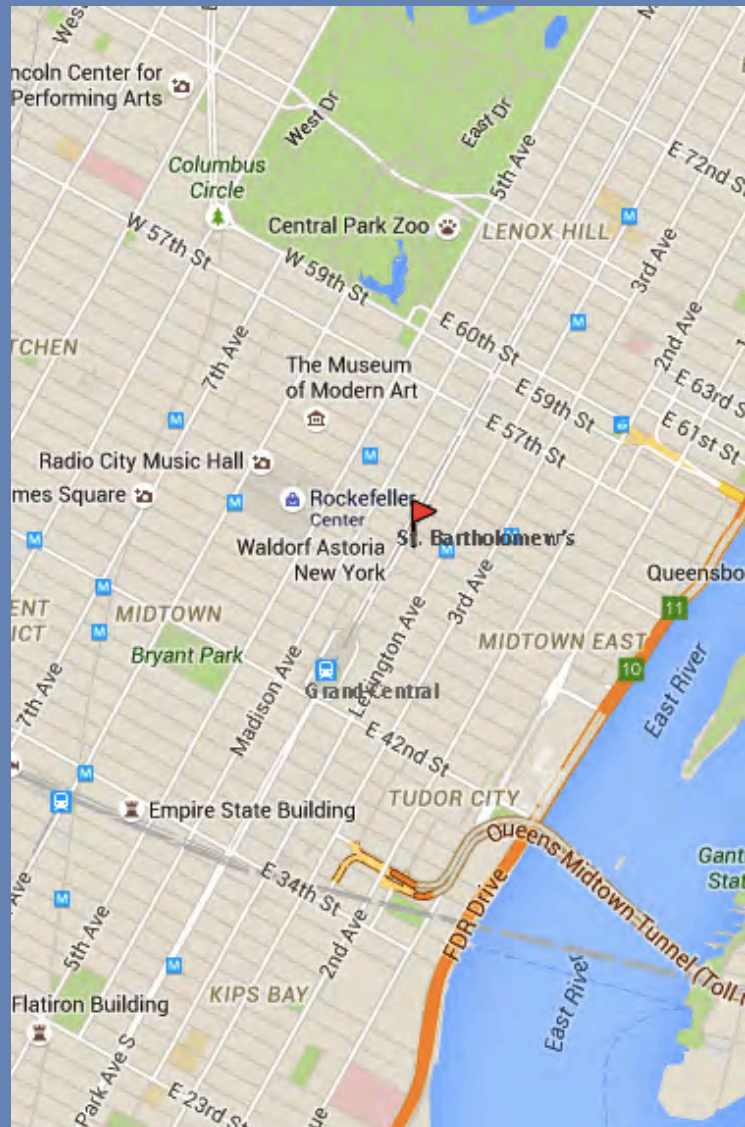


**St. Bartholomew's Church and Community House
New York, New York**

St. Bartholomew's Church and Community House

325 Park Avenue between 50th and 51st Streets

North ↗



Location of St. Bartholomew's midtown Manhattan

St. Bartholomew's Church and Community House

NHL Criteria 4: Architecture and Visual Arts



NHL Criteria: 4 NHL Criteria Exception: 1

NHL Theme: III. Expressing Cultural Values

5. Architecture, Landscape Architecture, and Urban Design

Period of Significance: 1914 – 1930 Acreage: 1.09 Acres

Bertram Grosvenor Goodhue



1869-1924




Original proposal for St. Bartholomew's Church, 1916

- Renowned American architect and master of early 20th century ecclesiastical architecture.
- Revolutionary design of St. Bartholomew's was innovative move away from Gothic Revival.
- Proponent of the "designing triumvirate", collaboration of architect, sculptor, and painter.

St. Bartholomew's Church II and III Incorporation of Stanford White Triple Portal



Madison Avenue and 44th Street, 1872-1917.
Design: James Renwick, Jr. Triple portal by
Stanford White added 1903.



Park Avenue between 50th and 51st Streets, 1918 to present.
Design: Bertram G. Goodhue. Triple portal moved to site.

St. Bartholomew's Church

West Façade with Romanesque Triple Portal



Left: Herbert Adams; Center: Andrew O'Connor, Daniel Chester French; Right: Philip Martiny.

St. Bartholomew's Church

Romanesque with Byzantine features




Designed for all to see, to hear, to participate.

View toward east, showing nave and apse.

St. Bartholomew's Church

Romanesque with Byzantine features



Chancel and apse.

View from southwest.

St. Bartholomew's Church

Romanesque with Byzantine features



Designed for all to see, to hear, to participate.

View toward west, showing gallery organ loft.

Artistic Collaborators Exceptional Works

Hildreth Meière
Mosaics and Stained Glass



Narthex Domes, 1930



Apse Transfiguration, 1929

Artistic Collaborators Exceptional Works



Lee Lawrie
Architectural Sculptor

Pulpit and Detail, 1925

Artistic Features
Exceptional Works



Andrew O'Connor
Daniel Chester French
Sculptors

Center bronze door and detail, 1903.

St. Bartholomew's Community House

Continuity of the Design



Goodhue Associates: Mayers, Murray and Phillip, 1928.

View from west.

St. Bartholomew's Church, Great Dome Continuity of the Design



Goodhue Associates: Mayers, Murray and Phillip, 1930

St. Bartholomew's Church and its Setting Integral to the Transformation of Park Avenue



Above: Railroad at Park Avenue and 51st Street, F&M Schaefer Brewery on right, ca. 1900.

Right: Park Avenue at 50th Street, 1921, St. Bartholomew's Church on east side of Park.



St. Bartholomew's Church and Community House

A visual pendant to Grand Central Terminal



1931



2014

- Pivotal masterwork of architect Bertram Grosvenor Goodhue.
- Outstanding example of early 20th century ecclesiastical architecture.
- Exemplifies high degree of integrity of location, design, setting, materials, workmanship, feeling and association.